

EXECUTIVE SUMMARY

The University of Nebraska System Climate Study



SEPTEMBER 2018

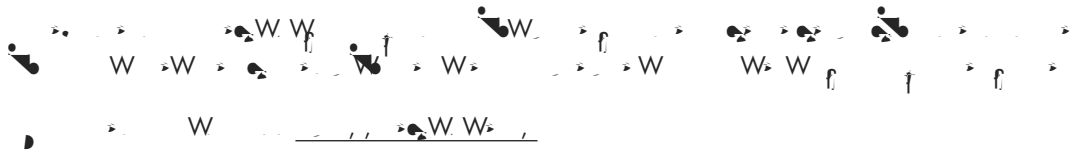
GALL

UNIVERSITY OF
ras

Table of Contents

Introduction	2
Snapshot of Findings	3
Looking Ahead	14
Methodology	15

About University of Nebraska



Snapshot of Findings

UNIVERSITY CLIMATE

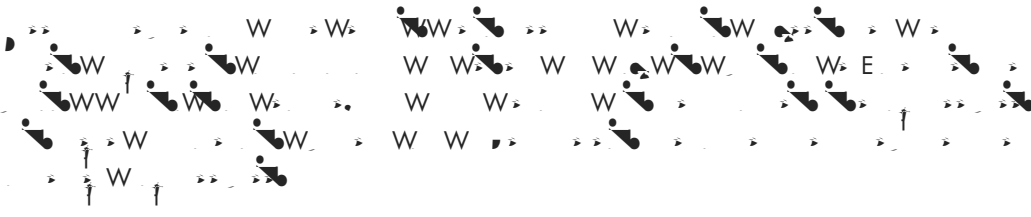


RACIAL CLIMATE

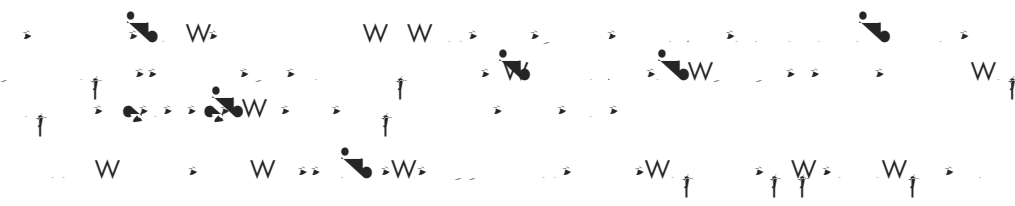
Majorities of students, faculty, staff and alumni say the racial climate among students, faculty and staff on their campus is good or excellent.



FREEDOM OF EXPRESSION



Majorities of students, faculty, staff and alumni agree or strongly agree their campus is committed to promoting freedom of expression.



LEADERSHIP AND DIRECTION



DIVERSE AND INCLUSIVE ENVIRONMENT




Majorities of students, faculty, staff and alumni agree or strongly agree their institution is committed to ensuring an inclusive environment for all.



FREE SPEECH IN HIGHER EDUCATION



Most students, faculty, staff, and alumni think that using violence to stop a speech is never acceptable and majorities think denying news media coverage of a protest or rally on campus is never acceptable. However, there is less consensus about other aspects of free speech on campus.



Looking Ahead

This block contains a large, complex musical score for piano. It consists of multiple staves of music, each with various musical notations including notes, rests, and dynamic markings. The notation is dense and intricate, typical of a classical piano score. A prominent dynamic marking 'ff' (fortissimo) is visible on the left side of the score. The score is arranged in a traditional layout with multiple systems of staves.

RESPONDENT PROFILE

Race

	Students	Faculty	Sta	Alumni
WHITE	40	45	1	4
BLACK	2	2	2	2
ASIAN	4		2	
HISPANIC		2	2	
OTHER	1	1	1	1

Which of the following do you currently describe yourself as?

	Students	Faculty	Sta	Alumni
MALE	5		2	
FEMALE	1	5	4	2
TRANSGENDER	1	1	1	1
NON BINARY OR GENDER QUEER	1	1	1	1
PREFER NOT TO ANSWER	0			0

Which of the following do you consider yourself to be? You can select more than one.

	Students	Faculty	Sta	Alumni
STRAIGHT OR HETEROSEXUAL	4	4	4	4
LESBIAN	1	0	1	1
GAY	2	0	1	2
BISEXUAL		0	0	
QUEER	0	1	1	0
SAME GENDER LOVING	1	1	1	1
PREFER NOT TO ANSWER	2			2

